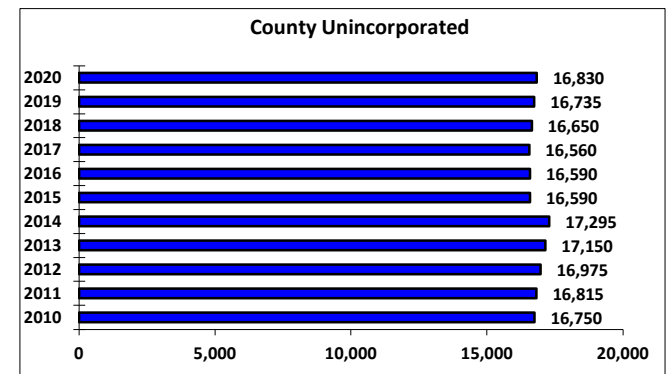
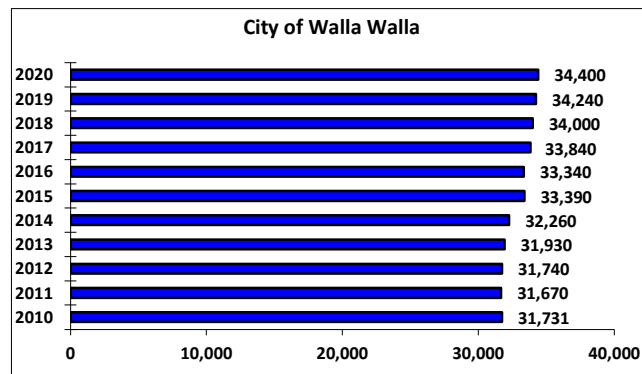
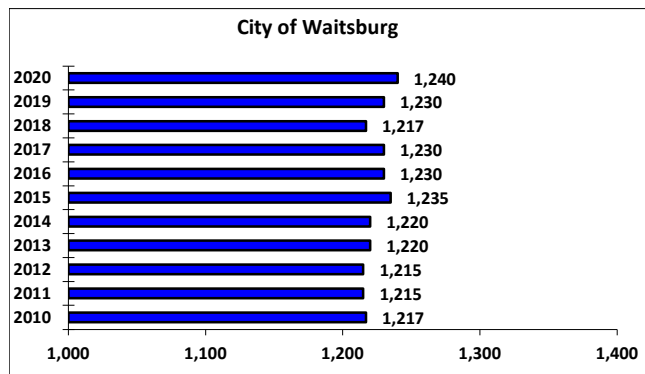
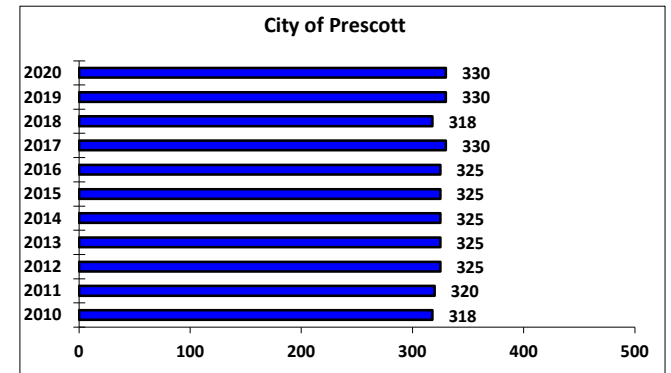
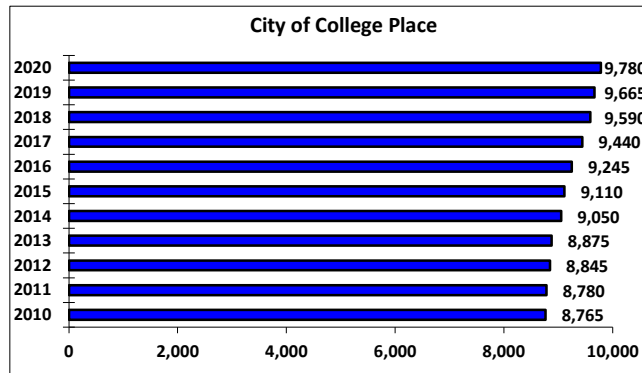
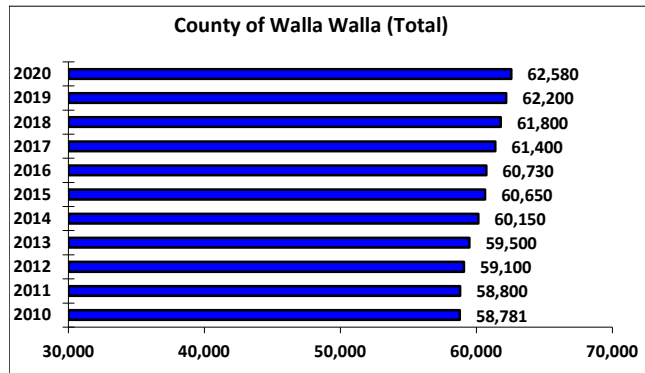




WALLA WALLA COUNTY POPULATION 2010-2020

	2010	2011	2012	2013	2014	2015	2016	2017	2018	2019	2020	% Change 19 to 20
County of Walla Walla (Total)	58,781	58,800	59,100	59,500	60,150	60,650	60,730	61,400	61,800	62,200	62,580	0.61%
City of College Place	8,765	8,780	8,845	8,875	9,050	9,110	9,245	9,440	9,590	9,665	9,780	1.19%
City of Prescott	318	320	325	325	325	325	325	330	318	330	330	0.00%
City of Waitsburg	1,217	1,215	1,215	1,220	1,220	1,235	1,230	1,230	1,217	1,230	1,240	0.81%
City of Walla Walla	31,731	31,670	31,740	31,930	32,260	33,390	33,340	33,840	34,000	34,240	34,400	0.47%
County Unincorporated	16,750	16,815	16,975	17,150	17,295	16,590	16,590	16,560	16,650	16,735	16,830	0.57%
% Change in County Population	1.21%	0.03%	0.51%	0.68%	1.09%	0.83%	0.13%	1.10%	0.65%	0.65%	0.61%	



2010 Census Population figure for Burbank 3,291, Touchet 421, and Wallula 179
 Population figures include prison population (approximately 2,300)
 Estimate from Office of Financial Management

Source: State of Washington, Office of Financial Management
 Prepared by: Port of Walla Walla (509) 525-3100 (Updated 7/28/2020)