



Projects & Programs

WalaWála Plaza/1st Avenue Plaza





Friday, March 23





Mill Creek Sportsplex Improvements - \$1.8 million



Project scope

Heritage Square




\$3.2 million



Vista Terrace Park





Restroom, playground & basketball court
\$425,000

Eastgate Lions Park Playground



\$250,000



Senior Center Parking Lot - \$675,000


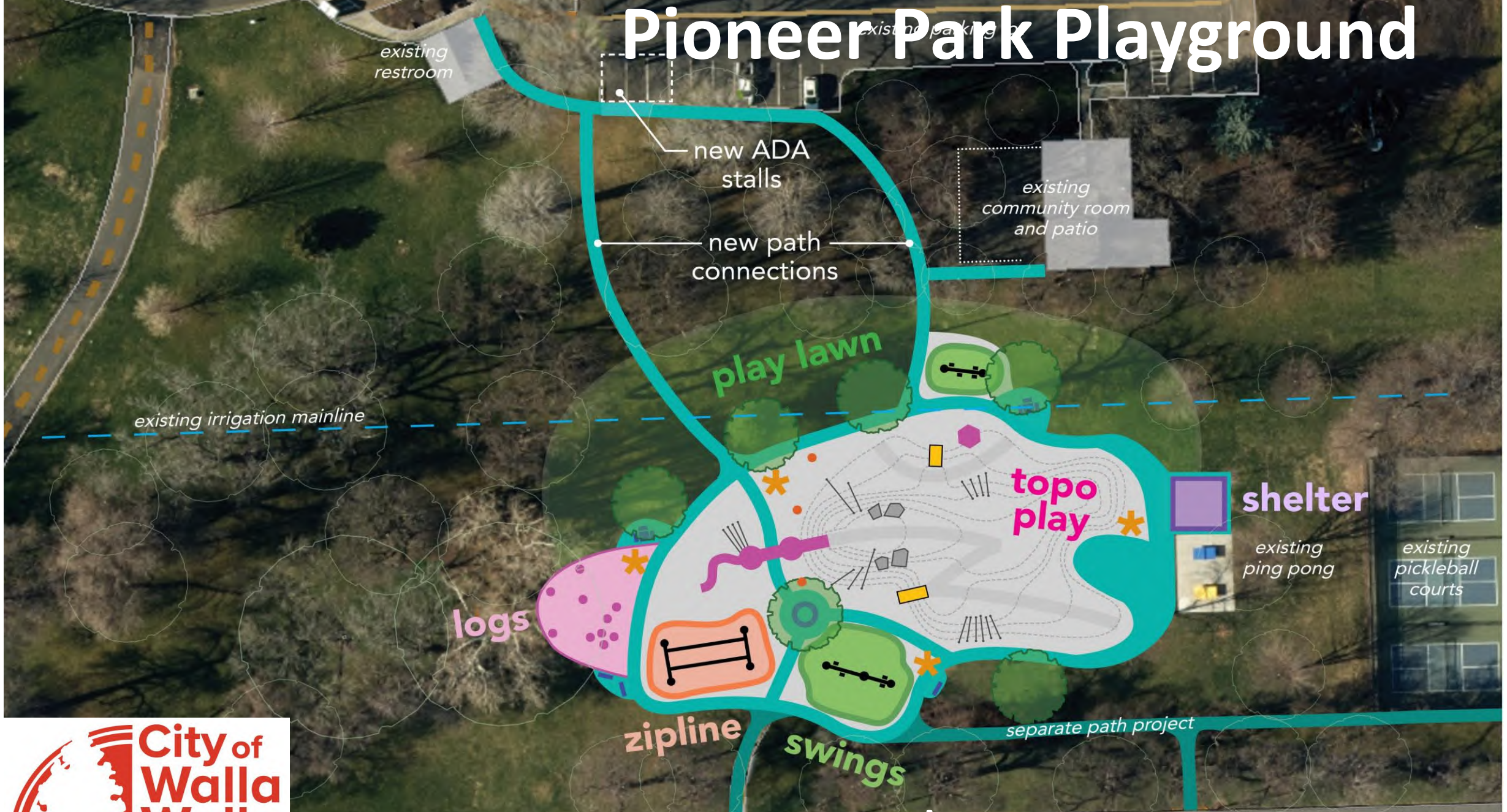
Wine Country Amphitheater



Golf Course Cart Paths



Pioneer Park Playground



100'

2025 project - \$3 million

Recreation Programs



200,000 visits to recreation programs annually



Memorial Pool



Memorial Pool

Continues to remain popular

Attendance	2017	2018	2019	2021	2022
Total Visits	78,223	75,324	79,648	104,631	83,149
Daily Visit Avg.	767	738	781	1,025	875
Open Swim Visits	66,789	52,166	53,213	74,443	54,106
Swim Lessons	724	1059	1,214	1,212	1,323



Other Recreation Programs

Youth Sports

- Fall Soccer
- Indoor Soccer
- Flag Football
- Lacrosse
- **Softball Tournaments**
- Multiple clinics & camps

Special Events

- Youth Track Meet
- Swim Meet
- Father/Daughter Ball
- Mother/Son Superhero Bash
- St Paddy's Day Dash
- Breakfast with Santa
- Fishing Derby

Other

- Pottery Studio
- Fencing
- Yoga
- Art Classes
- Special interest classes

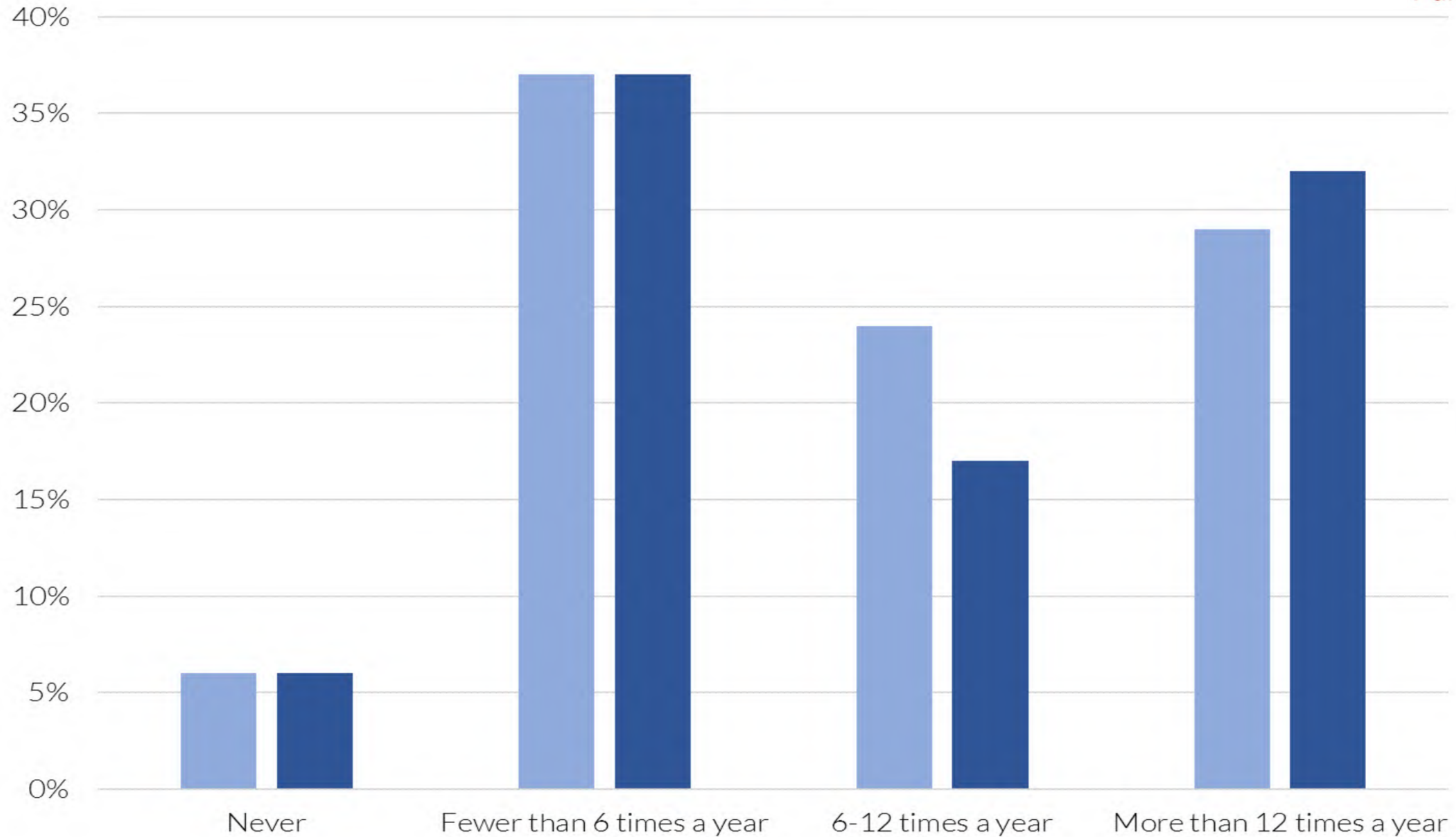


2022 Citizen Satisfaction Survey

How frequently do you use the parks and recreation facilities and programs?



■ 2021 ■ 2022



2022 Citizen Satisfaction Survey

Parks & Recreation Department Ratings



Questions

Andy Coleman

Parks & Recreation Director

(509) 527-4527

acoleman@wallawallawa.gov

